

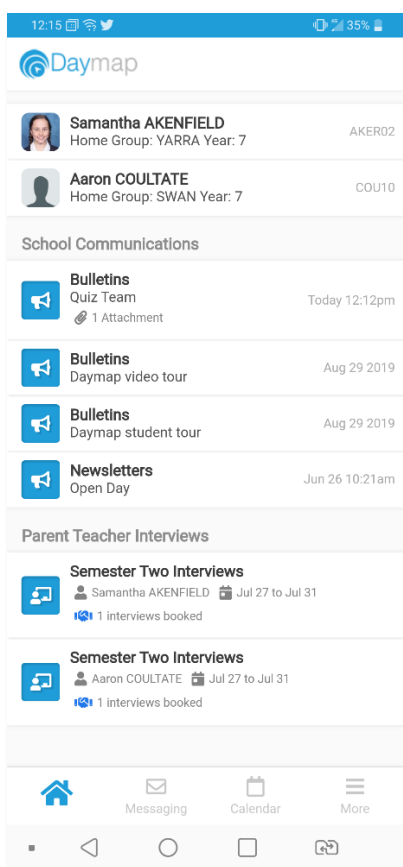
Daymap Mobile App for Parents




Daymap provides a free mobile app for both Android and iPhone users. iPhone users require a minimum of iOS 9.0 and Android users require a minimum of 4.4 (KitKat).

Once you have downloaded the free app, you will be able to log in to view a range of information including:

- Push notifications of messages
- View all student information: attendance, reports, assessment and results, and student records and notes
- Calendars and events
- Book Parent-Teacher Interviews



Any page with a  symbol next to the title can be viewed as a desktop page on your mobile browser.

Using the App for the First Time

Download the **Daymap Mobile** app from your app store

Apple App Store

<https://apps.apple.com/au/app/id1494799850>

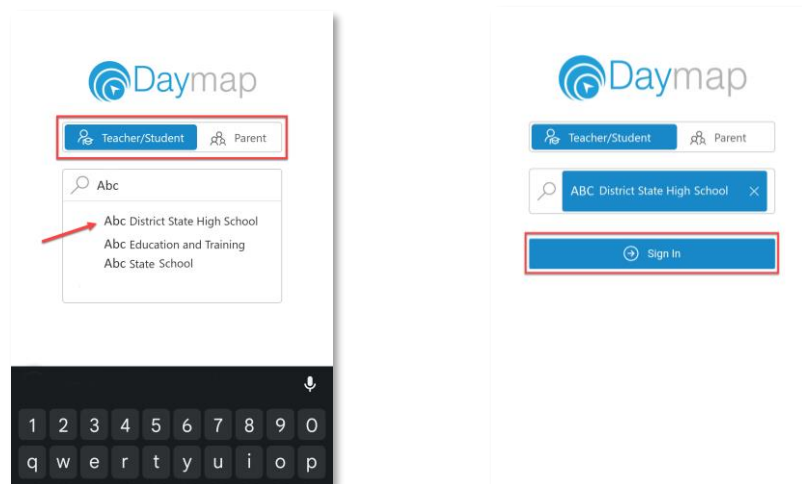


Google Play Store

<https://play.google.com/store/apps/details?id=net.daymap.mobile>



When using **Daymap Mobile** for the first time, you will need to select the user type (selected user type is highlighted in blue) and then type and select your child's school from the list.



After selecting **Sign In** you will be prompted to enter your personal login information.

You may be requested to allow Daymap to send you notifications, this will be required if you wish to receive push notifications when you receive communication from the school.

If you forget your password, click **Forgot your password** and you will be redirected to a password reset page. You will need to enter your email address that is registered at the school and some schools also require the student code that they would have provided you. Once details have been entered, click on **Reset Password**. An email will be instantly sent to your registered email account where you can update your password.