

# WILLUNGA HIGH SCHOOL

## Online Learning: Microsoft Teams Lesson Guide



Students are required to be ready for their lesson at their usual times.

Students are required for their morning homegroup lesson unless directed by their teacher.

**Lesson 1:** 9.00am to 10.40am

**Lesson 2:** 11:00am to 12:40pm

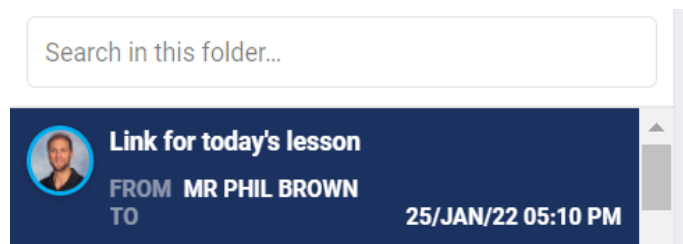
**Lesson 3:** 1:20pm to 3:00 pm

Students will be sent a link through SEQTA direct message to join their teacher in an online session at the start of the scheduled lesson.

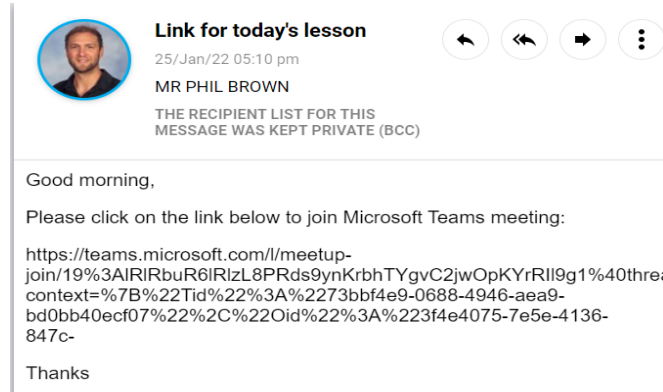
**STEP 1:** Click onto direct message



**STEP 2:** Click on the message from subject teacher for that lesson



**STEP 3:** Click on the link provided by your teacher in the message

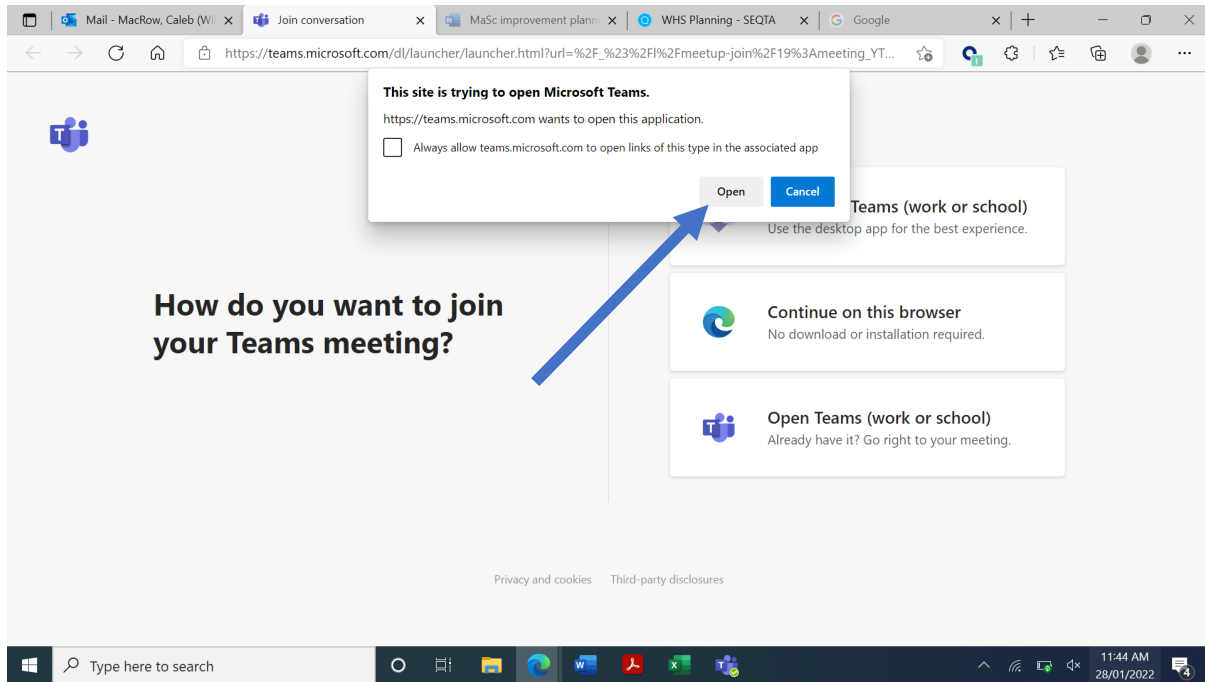


# WILLUNGA HIGH SCHOOL

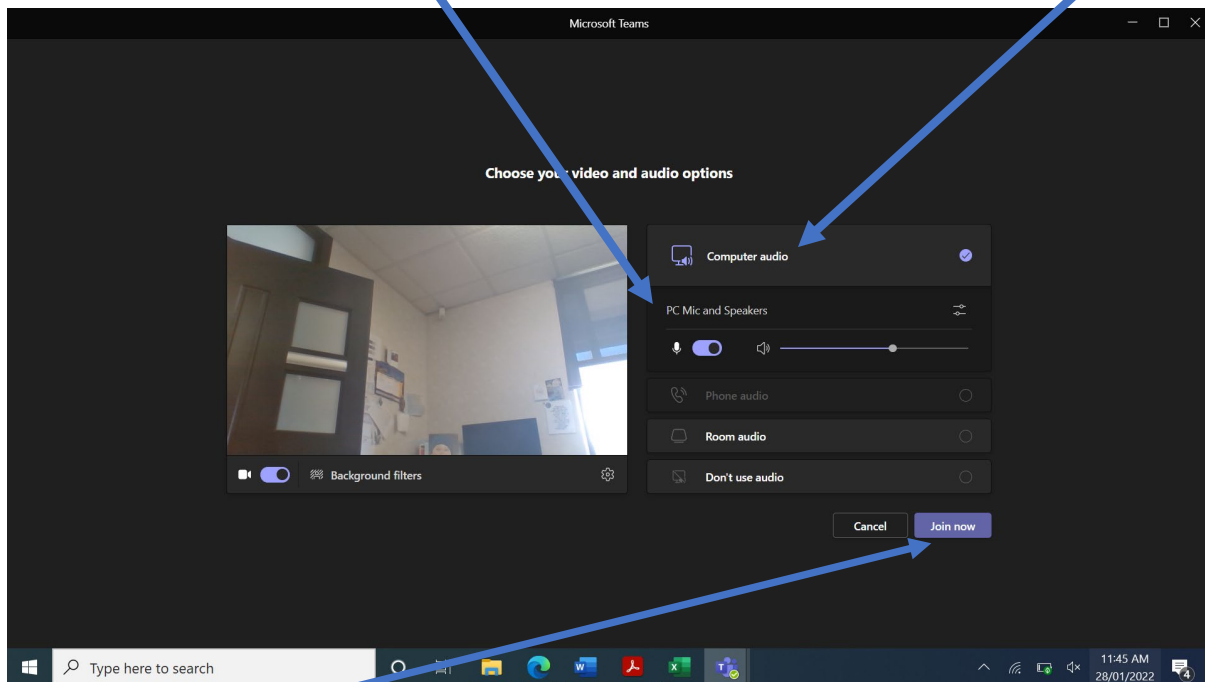
## Online Learning: Microsoft Teams Lesson Guide



**STEP 4:** The link will take you to the screen below. Please click 'open' Microsoft Teams.



**STEP 5:** The next screen will be your meeting platform. Please make sure you have “computer audio” ticked. Also ensure that “PC Mic and Speakers” is also selected.



Finally click “Join now”