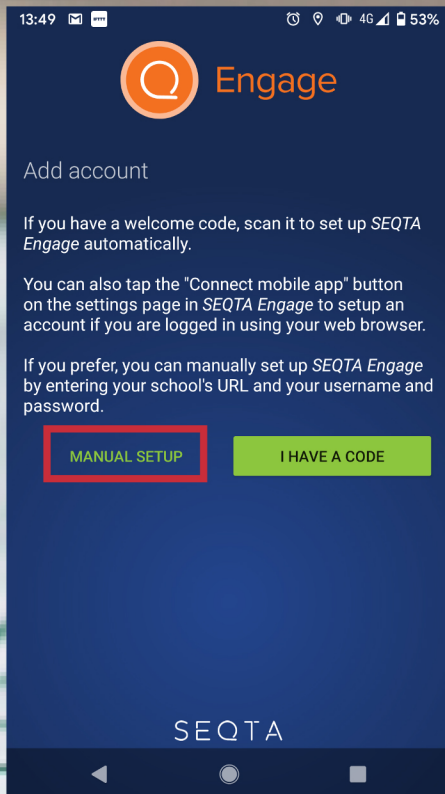




How-to Manually setup the SEQTA Engage App

Step One Select Manual Setup



13:49

Engage

Add account

If you have a welcome code, scan it to set up *SEQTA Engage* automatically.

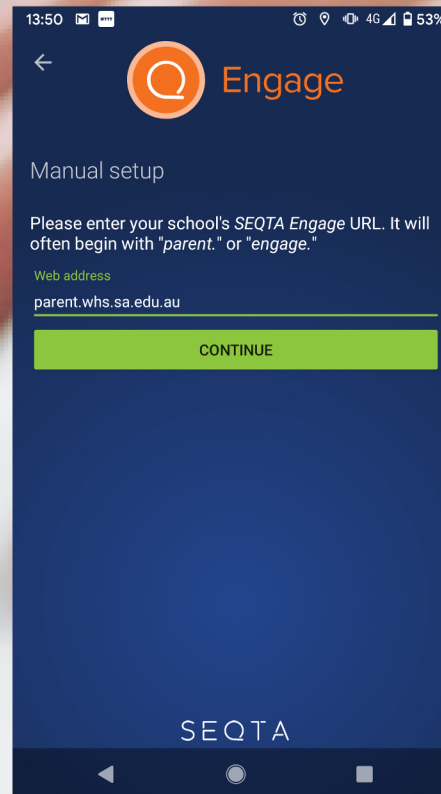
You can also tap the "Connect mobile app" button on the settings page in *SEQTA Engage* to setup an account if you are logged in using your web browser.

If you prefer, you can manually set up *SEQTA Engage* by entering your school's URL and your username and password.

MANUAL SETUP I HAVE A CODE

SEQTA

Step Two Enter the WHS SEQTA Parent URL parent.whs.sa.edu.au



13:50

Engage

Manual setup

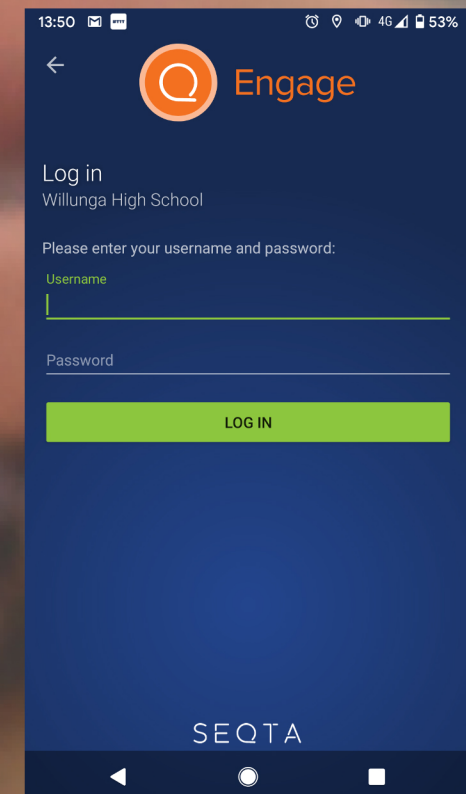
Please enter your school's *SEQTA Engage* URL. It will often begin with "parent." or "engage."

Web address
parent.whs.sa.edu.au

CONTINUE

SEQTA

Step Three Enter the SEQTA credentials that you would have created on your first login.



13:50

Engage

Log in
Willunga High School

Please enter your username and password:

Username
Password

LOG IN

SEQTA